

Scaled data based on original data using
LM-79-08 Approved Method: Electrical and Photometric Measurements of Solid-
State Lighting Products

Test Report Prepared for
Cooper Lighting Solutions
(formerly Eaton)

Brand: STREETWORKS

Report Number: P527116

Luminaire Tested: **GLAN-SA2A-760-U-SL3-GRSWH**

Issue Date: 5/27/2021

Test Information

Test Method: LM-79-08
Report Number: P527116
TEST IS SCALED FROM IESNA LM-79-08 TEST DATA (G3-2011-057-20)
Test Lab: INNOVATION CENTER
Issue Date: 5/27/2021
Manufacturer: COOPER LIGHTING SOLUTIONS (FORMERLY EATON)
Product Line: STREETWORKS
Catalog Number: GLAN-SA2A-760-U-SL3-GRSWH
Description: GALLEON AREA AND ROADWAY LUMINAIRE
(2) 70 CRI, 5700K, 615mA LIGHTSQUARES WITH 16 LEDS EACH AND TYPE III
SPILL LIGHT ELIMINATOR OPTICS WITH WHITE GLARE REDUCTION SHIELD
Light Source: -
Ballast/Driver: ELECTRONIC DRIVER

Summary

Lumens per Lamp: N/A
Luminaire Lumens: 7780 lumens
Efficiency: N/A
Efficacy: 123.5 lumens/watt
Luminous Opening: Rectangular (W 0.5' x L: 1' x H: 0')
IES Classification: Type II - Short
BUG Rating: B2 - U0 - G1

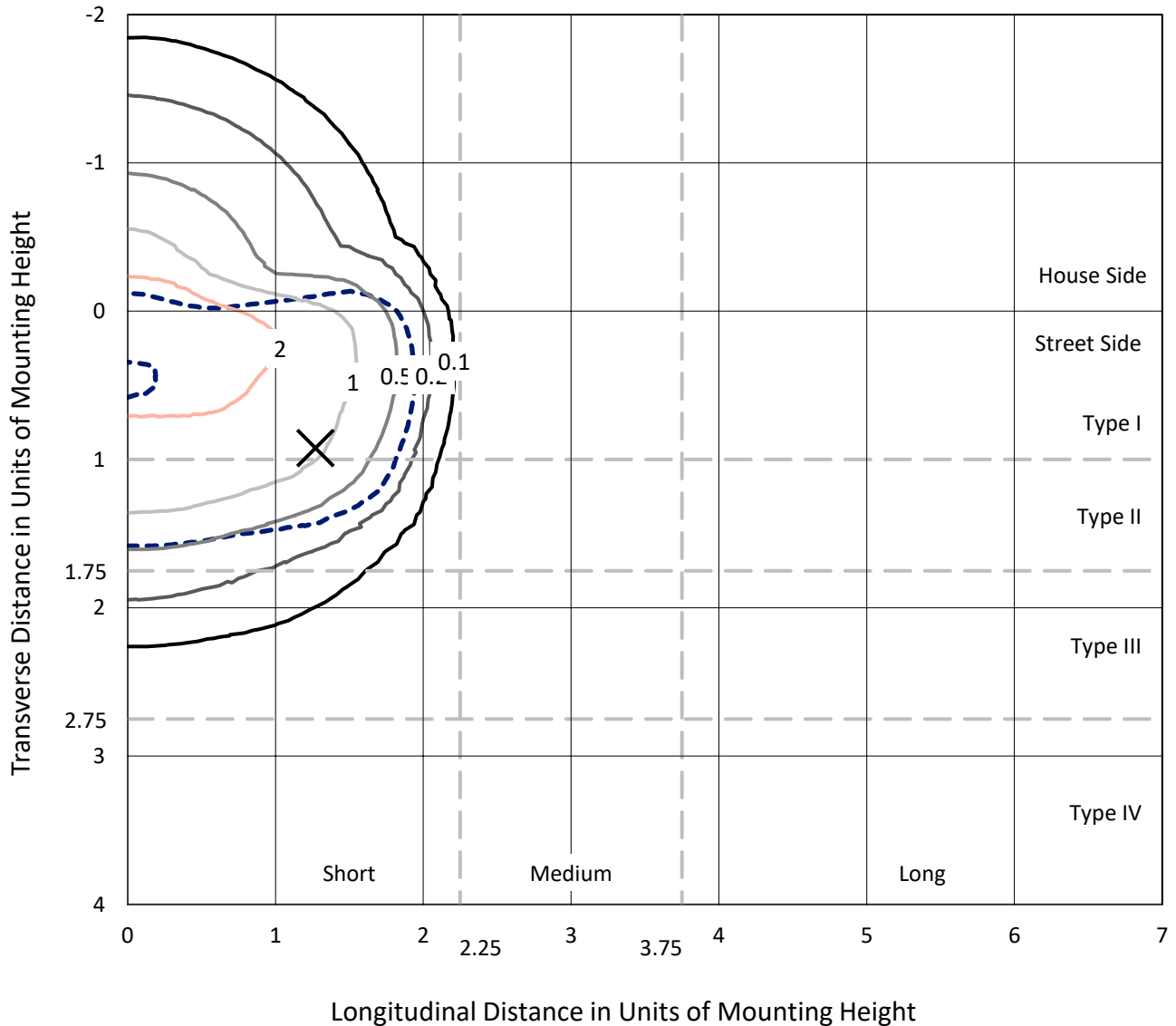
Input Watts (W): 63
Input Voltage (V): NR
Input Current (Ain): NR
Voltage Rise (V): NR
Power Factor: NR
Total Harmonic Distortion (THDi): NR
Frequency (hertz): 60
Stabilization Time: NR
Operation Time: NR
Ambient Temperature (°C): NR
Test Distance: 24 FT



REPORT NUMBER: P527116
 CATALOG NUMBER: GLAN-SA2A-760-U-SL3-GRSWH

Iso-Footcandle Lines of Horizontal Illumination

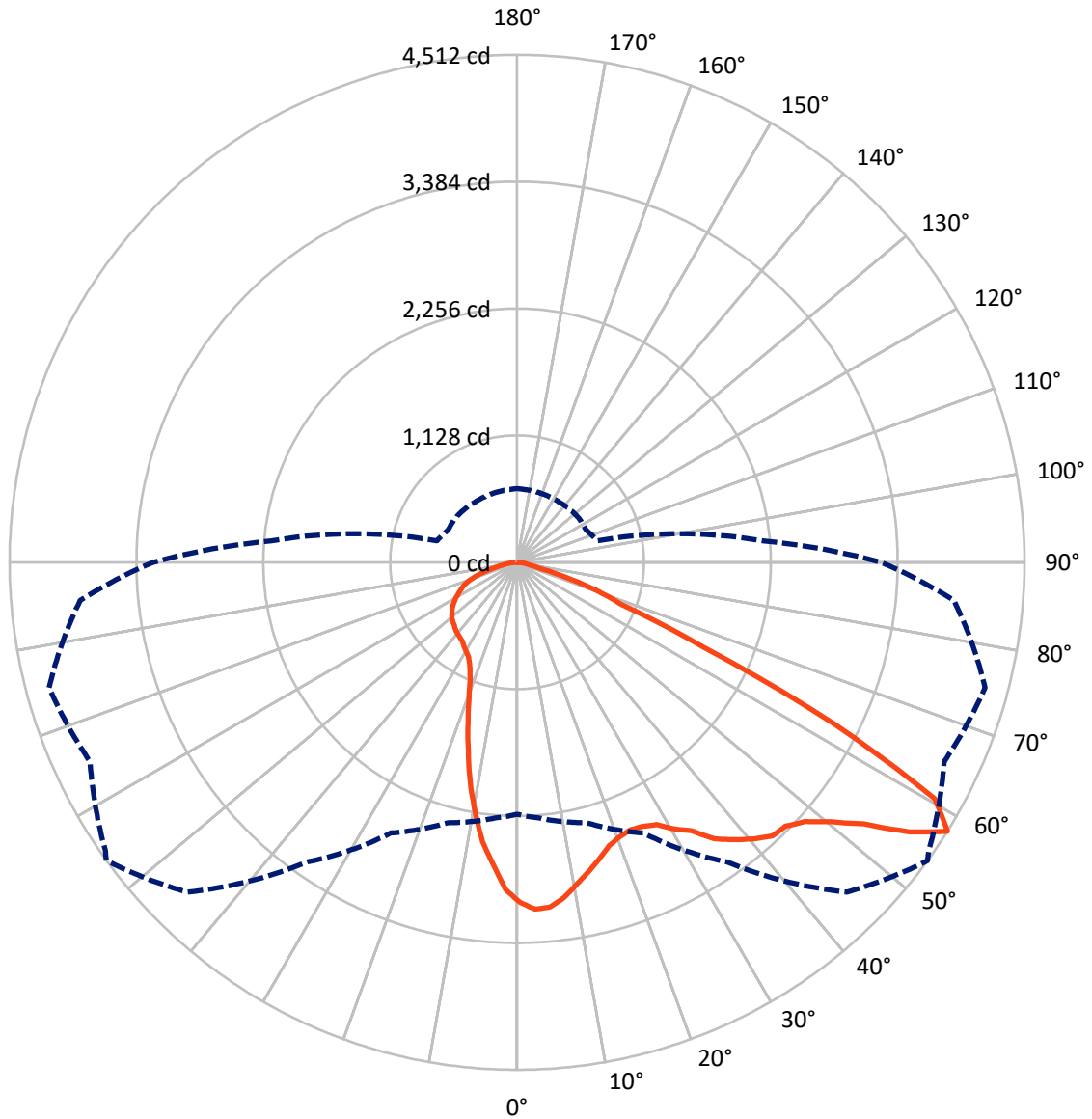
✕ Max cd
 - - - 1/2 Max cd



Based on 25 foot mounting height. Maximum calculated value = 4.8 fc
 Type II - Short - N/A

REPORT NUMBER: P527116
CATALOG NUMBER: GLAN-SA2A-760-U-SL3-GRSWH

Luminous Intensity Polar Plot



— Vertical Plane Through 54-Deg Lateral - - - Horizontal Cone Through 57.5-Deg Vertical

REPORT NUMBER: P527116
 CATALOG NUMBER: GLAN-SA2A-760-U-SL3-GRSWH

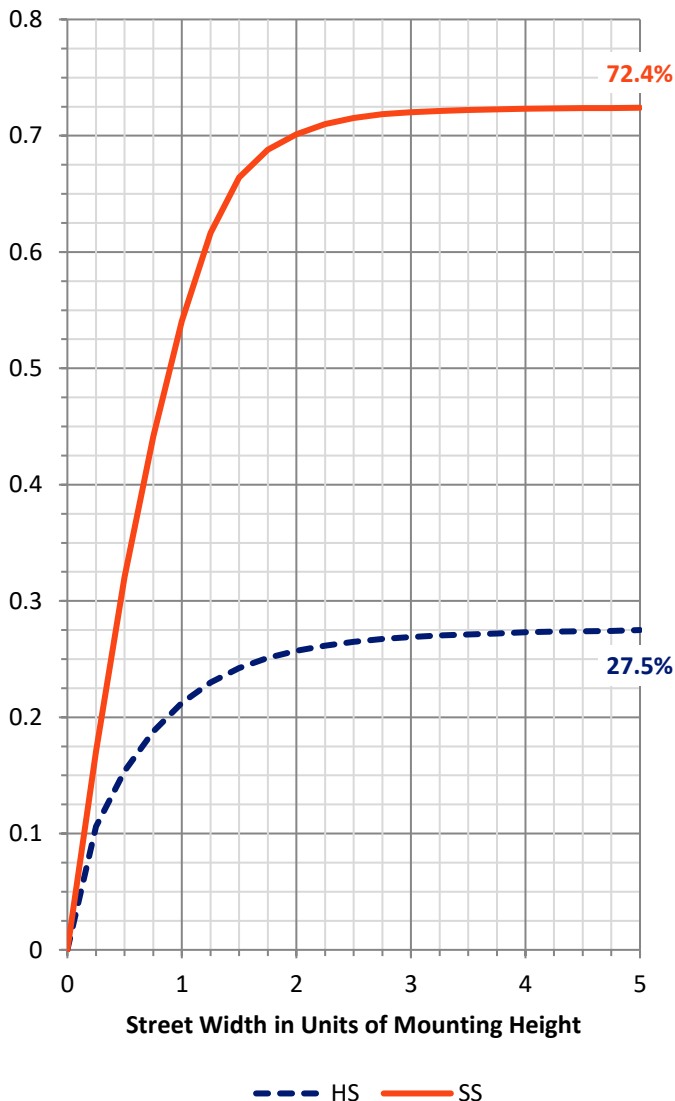
FLUX DISTRIBUTION:

		Downward	Upward	Total
House Side	Lumens	2152.4	0.0	2152.4
	% Fixture	27.7	0.0	27.7
Street Side	Lumens	5627.6	0.0	5627.6
	% Fixture	72.3	0.0	72.3
Total	Lumens	7780.0	0.0	7780.0
	% Fixture	100.0	0.0	100.0

Coefficient of Utilization

ZONAL LUMENS:

Zone	Lumens	% Fixture
0°-10°	260.8	3.4
10°-20°	603.8	7.8
20°-30°	848.4	10.9
30°-40°	1186.0	15.2
40°-50°	1605.7	20.6
50°-60°	1955.8	25.1
60°-70°	1018.7	13.1
70°-80°	261.0	3.4
80°-90°	39.8	0.5
90°-100°	0.0	0.0
100°-110°	0.0	0.0
110°-120°	0.0	0.0
120°-130°	0.0	0.0
130°-140°	0.0	0.0
140°-150°	0.0	0.0
150°-160°	0.0	0.0
160°-170°	0.0	0.0
170°-180°	0.0	0.0
0°-90°	7780.0	100.0
0°-180°	7780.0	100.0



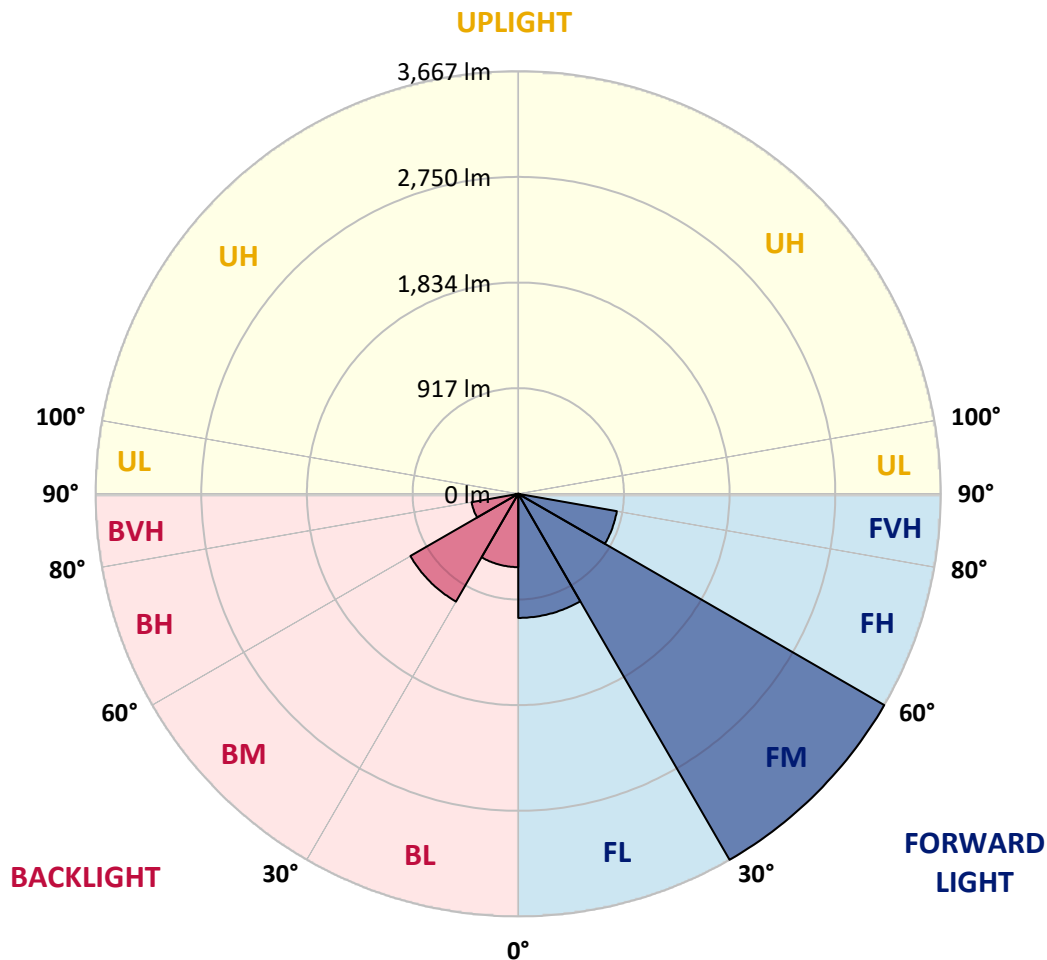
REPORT NUMBER: P527116
 CATALOG NUMBER: GLAN-SA2A-760-U-SL3-GRSWH

LUMINAIRE CLASSIFICATION SYSTEM LUMEN TABLE AND BUG RATING:

Zone	Lumens	% Fixture	Zone Rating/Lumen Limit		
			B	U	G
FL (0°-30°)	1076.9	13.8			
FM (30°-60°)	3667.3	47.1			
FH (60°-80°)	868.5	11.2			G1/1800
FVH (80°-90°)	15.0	0.2			G1/100
BL (0°-30°)	636.1	8.2	B2/1000		
BM (30°-60°)	1080.3	13.9	B2/2500		
BH (60°-80°)	411.2	5.3	B1/500		G1/500
BVH (80°-90°)	24.8	0.3			G1/100
UL (90°-100°)	0.0	0.0		U0/0	
UH (100°-180°)	0.0	0.0		U0/0	

BUG Rating: B2-U0-G1

Type II Short





REPORT NUMBER: P527116

CATALOG NUMBER: GLAN-SA2A-760-U-SL3-GRSWH

CANDELA DISTRIBUTION (FULL):

	0°	5°	15°	25°	35°	45°	54°	55°	65°	75°	85°
0°	3024	3024	3024	3024	3024	3024	3024	3024	3024	3024	3024
2.5°	3110	3098	3100	3116	3096	3088	3088	3049	3052	3025	3018
5°	3038	3010	3029	3053	3057	3065	3078	3068	3040	3011	2964
7.5°	2850	2875	2882	2899	2935	2968	3009	2981	2980	2951	2923
10°	2685	2670	2708	2733	2793	2848	2911	2908	2923	2890	2842
12.5°	2521	2509	2527	2584	2668	2748	2823	2795	2875	2869	2766
15°	2347	2356	2382	2435	2545	2641	2736	2737	2808	2832	2694
17.5°	2225	2215	2248	2327	2425	2540	2648	2670	2779	2793	2672
20°	2134	2148	2191	2231	2344	2483	2605	2613	2773	2811	2637
22.5°	2112	2104	2118	2183	2276	2427	2582	2612	2772	2805	2571
25°	2089	2115	2114	2179	2247	2382	2601	2634	2825	2836	2580
27.5°	2141	2138	2166	2171	2255	2394	2641	2666	2913	2904	2587
30°	2193	2178	2195	2254	2293	2463	2751	2749	3027	3021	2609
32.5°	2257	2250	2261	2313	2379	2555	2844	2903	3143	3181	2685
35°	2269	2298	2324	2394	2488	2704	3019	3068	3277	3396	2830
37.5°	2345	2356	2417	2541	2627	2903	3130	3161	3399	3534	2983
40°	2426	2439	2531	2661	2779	3033	3234	3244	3438	3640	3083
42.5°	2536	2548	2639	2802	2960	3144	3326	3337	3435	3762	3242
45°	2650	2679	2786	2971	3113	3274	3347	3392	3463	3871	3371
47.5°	2810	2837	2925	3106	3272	3388	3444	3488	3530	3966	3454
50°	2980	2985	3092	3256	3378	3517	3625	3640	3618	4076	3595
52.5°	3105	3121	3204	3364	3546	3717	3865	3881	3838	4117	3643
55°	2898	2889	3024	3237	3659	4015	4230	4242	3998	4244	3800
57.5°	2240	2283	2398	2655	3251	4147	4512	4469	4190	4308	3900
60°	1628	1618	1695	1867	2450	3574	4266	4310	4033	3883	3216
62.5°	1326	1312	1318	1324	1581	2372	3158	3157	3106	2791	2169
65°	1060	1093	1096	1141	1174	1417	1830	1928	1679	1377	999
67.5°	799	787	827	987	1049	1023	999	1010	718	518	488
70°	471	466	514	688	864	813	753	754	493	362	403
72.5°	258	257	267	349	491	510	452	466	294	293	315
75°	144	141	138	154	177	187	191	193	202	226	235
77.5°	53	51	51	59	75	94	119	121	143	164	173
80°	18	20	27	37	50	67	81	83	101	115	118
82.5°	11	12	18	26	36	47	60	61	75	84	88
85°	5	6	10	16	23	31	32	32	31	32	30
87.5°	0	0	2	2	2	3	4	3	5	6	6
90°	0	0	0	0	0	0	0	0	0	0	0



REPORT NUMBER: P527116
 CATALOG NUMBER: GLAN-SA2A-760-U-SL3-GRSWH

CANDELA DISTRIBUTION (continued):

	90°	95°	105°	115°	125°	135°	145°	155°	165°	175°	180°
0°	3024	3024	3024	3024	3024	3024	3024	3024	3024	3024	3024
2.5°	2997	2986	2952	2922	2913	2873	2814	2821	2778	2798	2777
5°	2956	2919	2832	2795	2698	2654	2624	2549	2514	2507	2477
7.5°	2851	2828	2719	2619	2516	2428	2315	2238	2183	2168	2124
10°	2768	2717	2566	2414	2267	2114	1967	1852	1796	1731	1709
12.5°	2686	2609	2405	2210	2020	1827	1649	1509	1387	1358	1348
15°	2635	2501	2261	2026	1756	1504	1326	1234	1159	1128	1150
17.5°	2568	2412	2123	1810	1513	1281	1132	1075	1048	1051	1042
20°	2484	2328	1942	1614	1296	1111	1026	1005	1009	1016	1013
22.5°	2424	2226	1811	1414	1120	1017	982	967	980	986	981
25°	2378	2139	1652	1237	1018	964	948	947	967	975	970
27.5°	2336	2058	1494	1102	950	923	918	930	943	951	958
30°	2311	1996	1346	989	916	903	894	905	912	920	916
32.5°	2335	1952	1203	925	888	875	887	880	892	899	888
35°	2410	1913	1101	891	856	861	863	860	865	859	872
37.5°	2484	1899	1007	862	841	841	839	833	843	841	847
40°	2578	1908	927	831	827	825	817	816	812	813	815
42.5°	2660	1928	881	811	814	818	803	791	796	786	786
45°	2747	1946	840	797	794	793	781	774	770	771	780
47.5°	2884	1972	809	778	780	765	762	753	757	763	764
50°	2981	2027	785	756	763	753	735	731	731	741	739
52.5°	3049	2104	762	732	735	727	721	712	706	720	727
55°	3257	2232	756	712	711	703	692	683	680	682	696
57.5°	3237	2192	737	677	675	664	653	650	649	651	655
60°	2628	1619	658	637	634	632	621	609	603	609	604
62.5°	1739	1084	580	589	591	586	568	556	558	565	554
65°	854	637	526	550	552	538	521	507	500	506	501
67.5°	488	487	482	507	506	492	465	453	441	443	440
70°	414	422	432	447	446	430	398	389	372	370	365
72.5°	326	340	362	373	364	344	323	308	293	284	287
75°	242	262	274	281	267	256	239	221	203	195	192
77.5°	176	182	193	198	189	178	168	150	133	122	119
80°	123	127	135	135	135	130	117	99	88	78	76
82.5°	86	90	98	94	93	87	79	65	53	46	44
85°	30	33	40	48	51	50	45	36	28	23	21
87.5°	7	7	8	7	7	8	7	7	7	5	4
90°	0	0	0	0	0	0	0	0	0	0	0

(END OF REPORT)